




Club Health Assessment for District 19 I through May 2025

			Status	Membership							Reports					Finance		LCIF
Club Number	Club Name	Charter Date		Current Member Count	YTD Members Added	YTD Members Dropped	YTD Net Growth	YTD Net Growth%	Member Count 12 Months Ago	Avg. length of service for dropped members	Months Since Last MMR ***	Yrs. Since Last Officer Report	President Rotation	Vice President Reported ****	Months Since Last Activity Report ***	Account Balance	Donations for current Fiscal Year	
			Number of times on status quo within last two years	If below 15 members appears				If net loss is greater than 20% appears			If no report in 3 months appears in	When more than one year appears in	Number of repeat terms	Notes the officers that do not have an active	If no report at 12 months appears in red			
Clubs more than two years old																		
7740	100 MILE HOUSE	12/07/1955	Active	29	1	1	0	0.00%	29	2	2			N	S,M,SC	0	\$179.86	
39523	108 MILE RANCH	03/06/1981	Active	17	6	8	-2	-10.53%	19	4	0			N	SC	0		
41154	ARMSTRONG	04/08/1982	Active	22	2	1	1	4.76%	21	1	2		2	R	T,M,SC	5		
Exc Award (06/30/2020)																		
7730	ASHCROFT + DISTRICT	02/28/1951	Active	21	9	4	5	31.25%	16	1	0			R	SC	4	90+ Days	
7731	BARRIERE	12/06/1967	Active	23	2	5	-3	-11.54%	23	2	0			N	SC	14		
7808	BEAVER VALLEY L C	06/02/1971	Active	8	0	0	0	0.00%	8		3		3	R	M,SC	8	\$347.14	
Exc Award (06/30/2023)																		
7734	CHASE	11/20/1967	Active	10	0	5	-5	-33.33%	15	2	0				M,VP,SC	0	\$345.88	
Exc Award (06/30/2021)																		
7811	CRANBROOK	12/08/1947	Active	18	1	1	0	0.00%	20	1	7				M,VP,SC	1		
Exc Award (06/30/2023)																		
7812	CRESTON	10/24/1939	Active	25	5	6	-1	-3.85%	27	3	0			N	M,SC	0	\$2,800.01	
Exc Award (06/30/2023, 06/30/2024)																		
7813	ELKFORD	01/04/1972	Active	22	2	4	-2	-8.33%	24	7	1			R	M,SC	2		
Exc Award (06/30/2023)																		
7738	ENDERBY & DISTRICT	08/26/1947	Active	64	3	7	-4	-5.88%	69	11	0		2	R	M,SC	0	\$730.13	
Exc Award (06/30/2023)																		
62709	FAIRMONT	01/12/2000	Active	32	7	3	4	14.29%	29	4	0			N		0	\$1,428.07	
Exc Award (06/30/2023)																		
7814	FERNIE	06/18/1969	Active	26	3	2	1	4.00%	25	22	4		2	N	M,SC	4		
7815	GOLDEN DISTRICT	05/01/1956	Active	8	0	1	-1	-11.11%	9	7	3				M,VP,SC	0		
40604	KAMLOOPS ABERDEEN	12/28/1981	Active	24	2	0	2	9.09%	23		4			N	M,SC	0		
7733	KAMLOOPS BROCK CENTRAL L C	11/01/1971	Active	24	1	1	0	0.00%	24	44	1		2	N	M,SC	0		
50900	KAMLOOPS PADDLEWHEELERS	08/30/1990	Active	26	0	1	-1	-3.70%	27	4	1		2	N		0	\$2,544.64	
Exc Award (06/30/2024)																		



Club Health Assessment for District 19 I through May 2025

Club Number	Club Name	Charter Date	Status	Membership							Reports					Finance	LCIF
				Current Member Count	YTD Members Added	YTD Members Dropped	YTD Net Growth	YTD Net Growth%	Member Count 12 Months Ago	Avg. length of service members	Months Since Last MMR ***	Yrs. Since Last Officer Report	President Rotation	Vice President Reported ****	Months Since Last Activity Report ***	Account Balance	Donations for current Fiscal Year
			Number of times on status quo within last two years	If below 15 members appears				If net loss is greater than 20% appears			If no report in 3 months appears in	When more than one year appears in	Number of repeat terms	Notes the officers that do not have an active	If no report at 12 months appears in red		
33420	KELOWNA OKANAGAN MISSION	03/14/1977	Active	16	2	3	-1	-5.88%	17	44	1		2	R	M,SC	0	\$215.83
36969	KOOTENAY LAKE LC	04/27/1979	Active	26	1	4	-3	-10.34%	29	7	0		2	R	SC	0	\$208.15
	Exc Award (06/30/2023)																
33828	KOOTENAY-SLOCAN L C	05/12/1977	Active(1)	5	0	2	-2	-28.57%	7	5	3		4		M,VP,SC	24+	
7768	LAKE COUNTRY WINFIELD	03/28/1968	Active	26	3	0	3	13.04%	23		2				M,VP	0	\$365.07
7818	LAKE WINDERMERE DISTRICT	10/25/1951	Active	37	0	5	-5	-11.90%	42	20	0		2		S,VP,SC	4	\$74.16
	Exc Award (06/30/2023)																
7745	LOGAN LAKE	06/14/1973	Active	25	0	7	-7	-21.88%	31	4	4				VP,SC	8	\$72.26
7746	LUMBY	09/05/1947	Active	20	2	4	-2	-9.09%	22	7	0				M,VP,SC	1	
7817	MARK CREEK	09/25/1947	Active(1)	21	0	9	-9	-30.00%	30	7	2		4	R	M,SC	20	
	Exc Award (06/30/2023)																
43610	MIDWAY GREENWOOD KETTLE RIVER	03/26/1984	Active(2)	23	3	3	0	0.00%	23	9	3		2	N		1	
7820	NELSON	07/26/1945	Active	21	1	3	-2	-8.70%	24	26	1		2	R	M,SC	1	\$164.28
	Exc Award (06/30/2020, 06/30/2023)																
7750	NORTH KAMLOOPS	12/30/1953	Active	18	0	0	0	0.00%	19		10			N	VP	5	\$40.00
	Exc Award (06/30/2023)																
31919	NORTH SHUSWAP L C	03/18/1976	Active	19	4	5	-1	-5.00%	22	3	0		3	R	SC	1	90+ Days \$345.88
37785	O K FALLS	12/31/1979	Active	16	3	1	2	14.29%	14	5	1				M,VP,SC	0	\$173.46
36694	OLIVER	03/05/1979	Active	14	2	0	2	16.67%	13		1		2	R	M	0	
40605	PEACHLAND	12/28/1981	Active(1)	25	6	2	4	19.05%	21	18	0		2	R	SC	0	\$222.94
7755	PENTICTON	08/10/1949	Active	23	1	0	1	4.55%	23		1		7	N	SC	0	\$900.04
7757	PRINCE GEORGE SPRUCE CITY	11/02/1965	Active	12	1	2	-1	-7.69%	13	13	3		4		M,VP,SC	1	
7759	QUESNEL	08/05/1949	Active	28	1	4	-3	-9.68%	31	7	0		4	R	P,VP,SC	24+	90+ Days \$346.92
31792	ROSSLAND GOLDEN CITY LIONS SOCIETY	03/03/1976	Active	23	3	6	-3	-11.54%	26	6	0		2	R		0	
	Exc Award (06/30/2023)																



Club Health Assessment for District 19 I through May 2025

			Status	Membership							Reports					Finance		LCIF
Club Number	Club Name	Charter Date		Current Member Count	YTD Members Added	YTD Members Dropped	YTD Net Growth	YTD Net Growth%	Member Count 12 Months Ago	Avg. length of service for dropped members	Months Since Last MMR ***	Yrs. Since Last Officer Report	President Rotation	Vice President Reported ****	Months Since Last Activity Report ***	Account Balance	Donations for current Fiscal Year	
			Number of times on status quo within last two years	If below 15 members appears				If net loss is greater than 20% appears			If no report in 3 months appears in	When more than one year appears in	Number of repeat terms	Notes the officers that do not have an active	If no report at 12 months appears in red			
7821	SALMO	04/24/1963	Active	14	5	1	4	40.00%	10	2	1			M,VP,SC	12			
	Exc Award (06/30/2023)																	
7822	SAND CREEK	10/06/1958	Active	17	0	0	0	0.00%	17		1			N M,SC	7		\$208.15	
7763	SORRENTO	03/07/1973	Active	24	0	1	-1	-4.00%	25	12	7		3	N T,SC	10			
7823	SPARWOOD	12/10/1971	Active	21	2	4	-2	-8.70%	23	19	0		3	R SC	7		\$215.83	
	Exc Award (06/30/2023)																	
7764	VALEMOUNT	04/01/1970	Active	16	8	1	7	77.78%	10	13	1			S,T,M,VP,SC	6			
7765	VERNON	11/06/1945	Active	35	13	15	-2	-5.41%	36	10	0		2	M,VP	0			
	Exc Award (06/30/2023, 06/30/2024)																	
32679	WASA B C	08/17/1976	Active	22	6	3	3	15.79%	19	15	2		2	N M	5			
7766	WESTBANK	05/10/1967	Active	20	5	2	3	17.65%	18	7	3		2	R SC	0		\$459.78	
7767	WILLIAMS LAKE	10/20/1965	Active	19	3	4	-1	-5.00%	20	14	0		6	R M,SC	1			

Clubs Cancelled Previous Fiscal Year – Clubs Cancelled within last 12 months may be reinstated

Club Number	Club Name	Charter Date	Current Status*	Cancellation Date
56449	FOREST GROVE 94	01/20/1995	Cancelled(6*)	06/29/2024
39137	TRAIL	12/31/1980	Cancelled(6*)	07/29/2023

Current Total Clubs Count	YTD New Clubs Count	YTD Cancelled Clubs Count	YTD Net Club Gain	Current Total Members Count	YTD Add	YTD Drop	YTD Net Growth	YTD Net Growth %	Member Count 12 Months Ago	Average Member Count Per Club	% of Clubs with less than 20 members	% No MMR in 3 Months	% No Officer Report in 12 Months	% of Clubs with balance 90+ days	Number of Clubs in Status Quo	% Status Quo Clubs in Financial Suspension	Number of Cancelled Clubs	Average Cancelled Club Age	Members Lost Due to Cancellation	% of Clubs Cancelled for Non-Financial Reasons
45	0	0	0	985	119	141	-22	-2.18%	1,016	22	36%	27%	0%	7%	0	0%	0	0	0	0%

* - P - Priority Club. Cancellation Reasons: 1-Objectives/conduct, 2-Non-active club, 5-Non-existing club, 6-Disbanding, 7-Merger, 8-Financial Suspension, 9-District/Multiple District Dues.

** - Abbreviation: P-President, S-Secretary, T-Treasurer, M-Member Chairperson, VP-First Vice President, MC-Communications Chairperson, SC-Service Chairperson

*** - Abbreviation: N/R - Never reported using the Lions Clubs website, N/A - Not applicable, No password registered for the Lions Clubs website.

**** - Abbreviation: N - New, IP - Immediate Past, R - Repeat.




Club Health Assessment for District 19 L through May 2025

			Status	Membership							Reports					Finance	LCIF
Club Number	Club Name	Charter Date		Current Member Count	YTD Members Added	YTD Members Dropped	YTD Net Growth	YTD Net Growth%	Member Count 12 Months Ago	Avg. length of service for dropped members	Months Since Last MMR ***	Yrs. Since Last Officer Report	President Rotation	Vice President Reported ****	Months Since Last Activity Report ***	Account Balance	Donations for current Fiscal Year
			Number of times on status quo within last two years	If below 15 members appears				If net loss is greater than 20% appears			If no report in 3 months appears in	When more than one year appears in	Number of repeat terms	Notes the officers that do not have appears in an active	If no report at 12 months red		
Clubs less than two years old																	
172669	Masset Haida	06/26/2024	Status Quo(2)	11	0	9	-9	-45.00%	0	1	7		2	R	S,T,M,SC	N/R	90+ Days
156294	Vancouver Milestone	10/03/2023	Active	7	1	9	-8	-53.33%	21	1	1		2		VP	1	
156292	Vancouver Regency	10/03/2023	Status Quo(2)	23	3	0	3	15.00%	20		0		2	N	SC	11	90+ Days
172672	Vancouver Unity	06/26/2024	Cancelled(8*)	0	0	20	-20	-100.00%	0	1	11		None		P,S,T,M,VP SC	N/A	90+ Days
Clubs more than two years old																	
7967	ALBERNI VALLEY	07/13/1955	Active	16	0	0	0	0.00%	16		8		2		M,VP,SC	0	\$348.96
Exc Award (06/30/2018)																	
30344	AMBLESIDE-TIDDLYCOVE	03/11/1975	Active	23	6	3	3	15.00%	20	19	0			R	SC	1	\$2,167.81
Exc Award (06/30/2024)																	
32069	BAYNES SOUND L C	04/20/1976	Active	13	2	6	-4	-23.53%	17	4	1		8	N	M,SC	24+	
38432	BLACK CREEK	05/01/1980	Active	18	1	1	0	0.00%	18	4	2		16	R	SC	10	
7575	BURNABY HOST	12/01/1944	Active	8	0	0	0	0.00%	8		0				T,M,VP,SC	17	\$208.28
47284	BURNABY LOUGHEED	04/30/1987	Active	25	1	1	0	0.00%	25	19	6			N	M,SC	7	
Exc Award (06/30/2016)																	
36562	CEDAR	02/12/1979	Active	12	2	2	0	0.00%	12	8	0		4	N	SC	13	
7989	CENTRAL SAANICH	03/20/1969	Active	52	11	3	8	18.18%	44	2	1		2	R	SC	0	
Exc Award (06/30/2024)																	
7970	COMOX VALLEY L C	11/07/1966	Active	25	9	1	8	47.06%	17	3	0			R	M,SC	1	
55177	COMOX VALLEY MONARCH	12/20/1993	Active	1	4	14	-10	-90.91%	13	22	0		2		S,T,M,VP,SC	4	\$87.61
30230	COWICHAN LAKE	02/07/1975	Active	14	0	4	-4	-22.22%	18	4	0		2		M,VP,SC	0	
7971	DUNCAN	04/22/1958	Active	21	2	1	1	5.00%	20	41	1			N	M,SC	0	\$2,081.53
7972	ESQUIMALT	05/04/1951	Active	37	2	1	1	2.78%	37	12	0			N		12	\$797.73
Exc Award (06/30/2022)																	
30346	GABRIOLA ISLAND	03/11/1975	Active(1)	45	9	2	7	18.42%	40	19	0		2		VP	2	90+ Days
Exc Award (06/30/2021)																	
7973	GALIANO ISLAND	12/07/1972	Active	22	4	7	-3	-12.00%	25	9	1		None		P,M,VP,SC	24+	



Club Health Assessment for District 19 L through May 2025

			Status	Membership						Reports					Finance	LCIF	
Club Number	Club Name	Charter Date		Current Member Count	YTD Members Added	YTD Members Dropped	YTD Net Growth	YTD Net Growth%	Member Count 12 Months Ago	Avg. length of service for dropped members	Months Since Last MMR ***	Yrs. Since Last Officer Report	President Rotation	Vice President Reported ****	Months Since Last Activity Report ***	Account Balance	Donations for current Fiscal Year
			Number of times on status quo within last two years	If below 15 members appears			If net loss is greater than 20% appears				If no report in 3 months appears in	When more than one year appears in	Number of repeat terms		Notes the officers that do not have appears in an active red	If no report at 12 months appears in	
7577	GIBSONS	06/30/1972	Active	13	3	0	3	30.00%	10		6			IP	M,SC	8	
7974	GOLD RIVER	02/16/1967	Active	6	1	0	1	20.00%	5		0		4		M,VP,SC	0	
7578	GRANISLE	06/12/1968	Active	12	1	0	1	9.09%	11		8		9		M,VP,SC	24+	
7976	LADYSMITH	08/21/1941	Active	15	3	6	-3	-16.67%	18	14	0				M,VP,SC	1	\$835.79
7583	LYNN VALLEY L C	10/27/1970	Active	35	0	4	-4	-10.26%	39	5	0		9	R	SC	7	
7978	MALAHAT L C	12/17/1969	Active	20	2	2	0	0.00%	20	5	1			N	SC	0	
7979	MALCOLM ISLAND L C	11/21/1973	Active	20	5	1	4	25.00%	16	51	0		15		P,S,T,M,VP SC	13	
7980	MAYNE ISLAND	11/12/1971	Active	42	12	11	1	2.44%	41	5	0				T,M,VP,SC	24+	\$142.17
39139	MILL BAY	12/31/1980	Active	16	2	2	0	0.00%	16	27	1		2	R	SC	0	
7585	MT SEYMOUR L C	02/01/1966	Active	18	1	0	1	5.88%	17		1		10	N	SC	4	\$719.44
7981	NANAIMO	12/10/1946	Active	22	1	1	0	0.00%	23	49	4			N	SC	0	\$1,079.17
Exc Award (06/30/2016, 06/30/2018)																	
43862	NANAIMO HUB CITY	05/17/1984	Active	11	0	1	-1	-8.33%	12	10	0			R	P,M,SC	24	
35161	NANOOSE BAY L C	03/29/1978	Active	14	0	2	-2	-12.50%	16	9	1		2	R	SC	14	\$694.28
Exc Award (06/30/2024)																	
62326	NORTH VANCOUVER DEEP COVE	08/30/1999	Active	24	0	0	0	0.00%	24		1			N	SC	0	\$277.54
Exc Award (06/30/2016, 06/30/2018, 06/30/20)																	
7983	PARKSVILLE	11/18/1969	Active	12	1	5	-4	-25.00%	18	5	0		None		P,M,VP,SC	0	
7590	PEMBERTON	12/12/1965	Active	26	0	2	-2	-7.14%	28	9	0			N	VP,SC	14	\$1,350.00
Exc Award (06/30/2018, 06/30/2020)																	
7984	PENDER ISLANDS	05/25/1973	Active	14	2	1	1	7.69%	13	2	2		3	N	M,SC	15	90+ Days
7985	PORT ALICE	09/01/1966	Active(2)	14	0	2	-2	-12.50%	16	3	9		5		M,VP,SC	13	
7986	PORT HARDY	08/17/1966	Active	12	1	3	-2	-14.29%	14	6	4				M,VP,SC	13	
7987	PORT MC NEILL	04/04/1967	Active	22	16	0	16	266.67%	6		0		3	R	M,SC	8	
7594	PRINCE RUPERT	05/02/1963	Active	25	2	1	1	4.17%	24	2	0		2	N	VP,SC	24+	\$248.43
Exc Award (06/30/2018)																	



Club Health Assessment for District 19 L through May 2025

			Status	Membership							Reports					Finance		LCIF
Club Number	Club Name	Charter Date		Current Member Count	YTD Members Added	YTD Members Dropped	YTD Net Growth	YTD Net Growth%	Member Count 12 Months Ago	Avg. length of service for dropped members	Months Since Last MMR ***	Yrs. Since Last Officer Report	President Rotation	Vice President Reported ****	Months Since Last Activity Report ***	Account Balance	Donations for current Fiscal Year	
			Number of times on status quo within last two years	If below 15 members appears				If net loss is greater than 20% appears			If no report in 3 months appears in	When more than one year appears in	Number of repeat terms	Notes the officers that do not have an active	If no report at 12 months appears in red			
42274	PROTECTION ISLAND	02/07/1983	Active	24	2	3	-1	-4.00%	20	13	0			N	M,SC	24+		
7988	QUALICUM BAY	02/04/1969	Active	30	4	9	-5	-14.29%	36	11	0				M,VP	2		
7990	SAANICH	11/10/1965	Active	4	0	1	-1	-20.00%	5	5	5		None		P,M,VP,SC	17	\$365.07	
7991	SALT SPRING ISLAND	08/14/1959	Active	36	6	14	-8	-18.18%	45	9	0				M,VP	20		
Exc Award (06/30/2018, 06/30/2022)																		
28098	SATURNA	03/05/1974	Active	25	0	4	-4	-13.79%	29	2	1			R	SC	14		
7993	SIDNEY	05/21/1964	Active	14	7	11	-4	-22.22%	21	2	0				M,VP,SC	14		
7598	SKIDEGATE INLET L C	03/19/1968	Active	8	0	0	0	0.00%	8		2		12	R	M,SC	17		
7994	SOOKE	03/26/1965	Active	43	5	1	4	10.26%	40	41	3			N	S,T,SC	4	\$56.14	
Exc Award (06/30/2018)																		
141224	Sooke District Lioness	03/25/2020	Active	29	4	5	-1	-3.33%	30	3	1				M,VP,SC	1	\$378.55	
Exc Award (06/30/2023, 06/30/2024)																		
77468	SOOKE HARBOURSIDE LIONS	09/15/2003	Active	51	4	11	-7	-12.07%	59	7	0			N	SC	1	\$69.43	
Exc Award (06/30/2023, 06/30/2024)																		
7600	SQUAMISH	03/14/1957	Active	9	0	0	0	0.00%	9		12			R	T,M,SC	12		
7602	SUNSHINE COAST	01/26/1964	Active	29	6	4	2	7.41%	27	9	0				T,M,VP,SC	1	\$740.34	
7995	TAHSIS	04/12/1968	Active	4	0	0	0	0.00%	4		13		19		M,VP,SC	24+		
84727	VANCOUVER ARBUTUS	01/20/2005	Active	11	0	1	-1	-8.33%	12	15	1				T,M,VP,SC	16		
43140	VANCOUVER BROADWAY	11/28/1983	Active	12	0	1	-1	-7.69%	13	6	0		2	N	VP,SC	20	\$100.00	
Exc Award (06/30/2019, 06/30/2020, 06/30/2021)																		
7607	VANCOUVER BURRARD	01/07/1938	Active(2)	13	3	2	1	8.33%	12	4	0		4		M,VP,SC	0		
Exc Award (06/30/2016, 06/30/2019)																		
56034	VANCOUVER CAMBIE	08/09/1994	Active	21	7	5	2	10.53%	19	9	0		4		M,VP,SC	19		
Exc Award (06/30/2019)																		
48647	VANCOUVER CATHAY	06/01/1988	Active	23	1	1	0	0.00%	23	3	0		3		VP,SC	9	90+ Days \$300.00	
Exc Award (06/30/2019, 06/30/2022, 06/30/2023)																		
84873	VANCOUVER CATHAY NEW CENTURY	02/22/2005	Active	12	2	1	1	9.09%	11	15	1			R	SC	0		



Club Health Assessment for District 19 L through May 2025

			Status	Membership							Reports					Finance		LCIF
Club Number	Club Name	Charter Date		Current Member Count	YTD Members Added	YTD Members Dropped	YTD Net Growth	YTD Net Growth%	Member Count 12 Months Ago	Avg. length of service for dropped members	Months Since Last MMR ***	Yrs. Since Last Officer Report	President Rotation	Vice President Reported ****	Months Since Last Activity Report ***	Account Balance	Donations for current Fiscal Year	
			Number of times on status quo within last two years	If below 15 members appears				If net loss is greater than 20% appears			If no report in 3 months appears in	When more than one year appears in	Number of repeat terms	Notes the officers that do not have appears in an active	If no report at 12 months red			
7609	VANCOUVER CHINATOWN	12/03/1953	Active	39	4	3	1	2.63%	38	46	2			N	M,SC	11		\$3,808.48
	Exc Award (06/30/2017, 06/30/2018)																	
98693	VANCOUVER DIAMOND	03/02/2007	Active	96	11	4	7	7.87%	87	11	0			N		0		\$9,173.37
	Exc Award (06/30/2017, 06/30/2018, 06/30/20																	
117511	VANCOUVER DIAMOND CAMPUS	08/02/2012	Status Quo(4)	5	0	0	0	0.00%	5		14		2		M,VP,SC	24+	90+ Days	
	Exc Award (06/30/2018)																	
7610	VANCOUVER EAST	12/06/1943	Active	13	0	1	-1	-7.14%	13	1	1			N	SC	0		\$6,989.22
	Exc Award (06/30/2023, 06/30/2024)																	
102284	VANCOUVER EVERGREEN	06/02/2008	Cancelled(8*)	0	0	3	-3	-100.00%	3	13	5		None		P,S,T,M,VP SC	24+	90+ Days	
138239	Vancouver Fraser	06/05/2019	Active	25	4	8	-4	-13.79%	34	2	0		2	R	M	14		\$2,124.45
	Exc Award (06/30/2020, 06/30/2021, 06/30/20																	
140267	Vancouver Gateway	11/21/2019	Active	15	0	1	-1	-6.25%	17	1	2			R	M,SC	17		\$1,012.00
103804	VANCOUVER GRANVILLE	10/16/2008	Active	31	0	1	-1	-3.13%	32	5	0			R	SC	10		
	Exc Award (06/30/2018, 06/30/2019, 06/30/20																	
153511	Vancouver Imperial	01/31/2023	Active	27	1	1	0	0.00%	27	0	2		3	N	SC	11	90+ Days	
120769	Vancouver Legacy	11/20/2013	Active	28	1	10	-9	-24.32%	37	8	1			N		9		
	Exc Award (06/30/2016, 06/30/2018, 06/30/20																	
7613	VANCOUVER MARPOLE-GRANDVIEW	06/15/1951	Active	9	1	1	0	0.00%	9	17	8		None		P,M,VP,SC	22		
	Exc Award (06/30/2016, 06/30/2018)																	
62287	VANCOUVER METROPOLITAN	08/09/1999	Active	39	3	3	0	0.00%	39	9	0			N		2		\$1,041.42
	Exc Award (06/30/2016, 06/30/2018, 06/30/20																	
124737	Vancouver Midas	04/27/2015	Status Quo(2)	24	1	4	-3	-11.11%	27	4	1		2	R		9	90+ Days	
	Exc Award (06/30/2018, 06/30/2021, 06/30/20																	
126277	Vancouver Northern Star	11/25/2015	Active	13	0	0	0	0.00%	13		3		3		M,VP,SC	7		
	Exc Award (06/30/2018, 06/30/2019, 06/30/20																	
51606	VANCOUVER PACIFIC	05/09/1991	Active	26	1	4	-3	-10.34%	31	7	0			N		2		\$5,601.32
	Exc Award (06/30/2017, 06/30/2018, 06/30/20																	
142353	Vancouver Pioneer	08/04/2020	Active(1)	22	1	0	1	4.76%	21		2				VP,SC	24+	90+ Days	\$2,777.14



Club Health Assessment for District 19 L through May 2025

			Status	Membership							Reports					Finance		LCIF
Club Number	Club Name	Charter Date		Current Member Count	YTD Members Added	YTD Members Dropped	YTD Net Growth	YTD Net Growth%	Member Count 12 Months Ago	Avg. length of service for dropped members	Months Since Last MMR ***	Yrs. Since Last Officer Report	President Rotation	Vice President Reported ****	Months Since Last Activity Report ***	Account Balance	Donations for current Fiscal Year	
			Number of times on status quo within last two years	If below 15 members appears				If net loss is greater than 20% appears			If no report in 3 months appears in	When more than one year appears in	Number of repeat terms	Notes the officers that do not have an active	If no report at 12 months appears in red			
142437	Vancouver Point Grey	07/30/2020	Active	16	2	4	-2	-11.11%	18	3	3		2	R	M,SC	17	90+ Days	\$8,385.23
	Exc Award (06/30/2024)																	
130884	Vancouver Queen Elizabeth	05/31/2017	Status Quo(1)	5	0	0	0	0.00%	5		13	1	None		P,S,T,M,VP SC	24+		
40417	VANCOUVER RENFREW	10/16/1981	Active	5	0	2	-2	-28.57%	7	27	3		13		T,M,VP,SC	24+		
48648	VANCOUVER SHAUGHNESSY	06/01/1988	Active	29	0	0	0	0.00%	28		1			R		0		\$2,961.37
	Exc Award (06/30/2018, 06/30/2019, 06/30/2020)																	
7617	VANCOUVER SOUTH	11/27/1944	Active	20	1	3	-2	-9.09%	22	1	0		2	N		16		
124749	Vancouver Sunshine	04/28/2015	Active(1)	12	0	14	-14	-53.85%	26	3	0		2		T,M,VP,SC	18		
	Exc Award (06/30/2017)																	
68832	VANCOUVER TEMPLETON NEW CENTURY	05/27/2003	Active	16	0	0	0	0.00%	17		11		3	IP	SC	19		
	Exc Award (06/30/2018)																	
100016	VANCOUVER YALETOWN	08/10/2007	Active	39	2	1	1	2.63%	38	8	0			N	P,SC	18		
7999	VICTORIA	03/10/1969	Active	22	2	4	-2	-8.33%	24	26	0			N	T	0		\$347.14
	Exc Award (06/30/2022)																	
8000	VICTORIA CHINATOWN	03/14/1956	Active	9	0	0	0	0.00%	9		0		None		P,S,T,M,VP SC	4		
141536	Victoria Chinatown Lioness	06/22/2020	Active	24	1	2	-1	-4.00%	25	4	0		6	R		2		
7977	WEST SHORE	11/10/1953	Active	14	4	1	3	27.27%	11	35	1				VP,SC	1		\$370.80
35162	WILLOW POINT L C	03/29/1978	Active(1)	18	2	3	-1	-5.26%	19	18	0			N	P,M,SC	0		

Clubs Cancelled Previous Fiscal Year – Clubs Cancelled within last 12 months may be reinstated

Club Number	Club Name	Charter Date	Current Status*	Cancellation Date
78443	BURNABY EDMONDS	03/05/2004	Cancelled(6*)	02/29/2024
124161	Chemainus-Crofton C to Sea	03/05/2015	Cancelled(6*)	02/29/2024



Club Health Assessment for District 19 L through May 2025

						Membership										Reports				Finance		LCIF
Club Number	Club Name	Charter Date			Current Member Count	YTD Members Added	YTD Members Dropped	YTD Net Growth	YTD Net Growth%	Member Count 12 Months Ago	Avg. length of service for dropped members	Months Since Last MMR ***	Yrs. Since Last Officer Report	President Rotation	Vice President Reported ****	Months Since Last Activity Report ***	Account Balance	Donations for current Fiscal Year				
			Number of times on status quo within last two years		If below 15 members appears				If net loss is greater than 20% appears		If no report in 3 months appears in		When more than one year appears in		Number of repeat terms		Notes the officers that do not have an active		If no report at 12 months appears in red			
Current Total Clubs Count	YTD New Clubs Count	YTD Cancelled Clubs Count	YTD Net Club Gain	Current Total Members Count	YTD Add	YTD Drop	YTD Net Growth	YTD Net Growth %	Member Count 12 Months Ago	Average Member Count Per Club	% of Clubs with less than 20 members	% No MMR in 3 Months	% No Officer Report in 12 Months	% of Clubs with balance 90+ days	Number of Clubs in Status Quo	% Status Quo Clubs in Financial Suspension	Number of Cancelled Clubs	Average Cancelled Club Age	Members Lost Due to Cancellation	% of Clubs Cancelled for Non-Financial Reasons		
86	0	2	-2	1,805	203	280	-77	-4.09%	1,863	21	50%	22%	1%	12%	5	100%	2	23	23	0%		

* - P - Priority Club. Cancellation Reasons: 1-Objectives/conduct, 2-Non-active club, 5-Non-existing club, 6-Disbanding, 7-Merger, 8-Financial Suspension, 9-District/Multiple District Dues.

** - Abbreviation: P-President, S-Secretary, T-Treasurer, M-Member Chairperson, VP-First Vice President, MC-Communications Chairperson, SC-Service Chairperson

*** - Abbreviation: N/R - Never reported using the Lions Clubs website, N/A - Not applicable, No password registered for the Lions Clubs website.

**** - Abbreviation: N - New, IP - Immediate Past, R - Repeat.



Club Health Assessment for District 19 O through May 2025

Club Number	Club Name	Charter Date	Status	Membership							Reports					Finance	LCIF
				Current Member Count	YTD Members Added	YTD Members Dropped	YTD Net Growth	YTD Net Growth%	Member Count 12 Months Ago	Avg. length of service for dropped members	Months Since Last MMR ***	Yrs. Since Last Officer Report	President Rotation	Vice President Reported ****	Months Since Last Activity Report ***	Account Balance	Donations for current Fiscal Year
			Number of times on status quo within last two years	If below 15 members appears				If net loss is greater than 20% appears			If no report in 3 months appears in	When more than one year appears in	Number of repeat terms	Notes the officers that do not have an active	If no report at 12 months appears in red		
Clubs more than two years old																	
7938	ABBOTSFORD	03/16/1944	Active	9	1	5	-4	-30.77%	13	10	1		3	R	SC	0	
7939	AGASSIZ HARRISON	12/10/1963	Active(2)	25	2	3	-1	-3.85%	27	2	2			N	M,SC	0	
	Exc Award (06/30/2023)																
7940	ALDERGROVE	01/18/1971	Active	17	1	0	1	6.25%	16		1		3	R	M,SC	18	\$74.03
7943	CHILLIWACK	02/19/1947	Active	12	5	1	4	50.00%	8	41	2			R	M,VP,SC	15	
55892	CHILLIWACK DOGWOOD MONARCH	06/24/1994	Active	30	5	1	4	15.38%	26	17	1		2	R		5	\$2,104.70
	Exc Award (06/30/2024)																
34167	CHILLIWACK MOUNT CHEAM	06/30/1977	Active	36	5	3	2	5.88%	33	9	0			N		0	\$10,531.28
	Exc Award (06/30/2022, 06/30/2024)																
48811	CHILLIWACK STELLERS JAY	07/29/1988	Active	13	0	0	0	0.00%	13		1		7	R	SC	0	\$398.51
	Exc Award (06/30/2023)																
150127	Coquitlam River	03/22/2022	Active	20	3	0	3	17.65%	19		0		2	N	M,SC	4	\$571.81
7945	FORT LANGLEY	12/23/1971	Active	33	4	9	-5	-13.16%	39	3	0		2	N		0	\$550.16
	Exc Award (06/30/2023)																
7947	HOPE	09/09/1943	Active	32	2	5	-3	-8.57%	35	28	3		4	N	T,M,SC	13	\$989.46
	Exc Award (06/30/2018)																
7949	LANGLEY	05/15/1944	Active	30	4	2	2	7.14%	31	21	1		None		P,VP,SC	1	\$2,075.29
7952	MAPLE RIDGE	04/03/1944	Active	20	4	2	2	11.11%	18	2	1		2	R	SC	1	
7957	NORTH DELTA L C	10/23/1967	Active	34	5	2	3	9.68%	29	2	4			N	SC	1	\$503.61
7965	NORTH SURREY	11/09/1957	Active	21	7	0	7	50.00%	15		0			N	SC	0	\$1,847.96
	Exc Award (06/30/2023)																
7958	PITT MEADOWS	04/05/1951	Active	19	4	5	-1	-5.00%	20	5	0			R	VP,SC	0	\$1,480.69
7959	PORT COQUITLAM	11/04/1949	Active	19	2	4	-2	-9.52%	21	17	0			N	M,SC	1	\$139.59
56042	RICHMOND CHINATOWN	08/15/1994	Active(2)	36	10	2	8	28.57%	28	14	1			N	SC	24+	\$9,073.44
121261	Richmond Lahoo	01/28/2014	Active(1)	60	5	0	5	9.09%	55		7			N	M,VP,SC	1	\$1,438.88
55726	RICHMOND MANDARIN	05/24/1994	Active(1)	13	1	3	-2	-13.33%	15	20	2		21		M,VP,SC	24+	



Club Health Assessment for District 19 O through May 2025

			Status	Membership							Reports					Finance	LCIF
Club Number	Club Name	Charter Date		Current Member Count	YTD Members Added	YTD Members Dropped	YTD Net Growth	YTD Net Growth%	Member Count 12 Months Ago	Avg. length of service for dropped members	Months Since Last MMR ***	Yrs. Since Last Officer Report	President Rotation	Vice President Reported ****	Months Since Last Activity Report ***	Account Balance	Donations for current Fiscal Year
			Number of times on status quo within last two years	If below 15 members appears				If net loss is greater than 20% appears			If no report in 3 months appears in	When more than one year appears in	Number of repeat terms	Notes the officers that do not have an active	If no report at 12 months appears in red		
38138	SASQUATCH	03/06/1980	Active	31	0	0	0	0.00%	31		5			N SC	1		\$2,185.95
126223	Surrey Central	11/23/2015	Active	41	2	2	0	0.00%	46	2	0		3	R	4		\$5,469.42
	Exc Award (06/30/2021, 06/30/2022, 06/30/2023)																
7941	TSAWWASSEN-BOUNDARY BAY	05/06/1968	Active	35	4	5	-1	-2.78%	37	5	0		2	R SC	13		

Clubs Cancelled Previous Fiscal Year – Clubs Cancelled within last 12 months may be reinstated

Club Number	Club Name	Charter Date	Current Status*	Cancellation Date
7960	BARNET	06/30/1972	Cancelled(6*)	09/29/2023
33018	GUILDFORD L C	11/18/1976	Cancelled(8*)	06/29/2024
7955	NEW WESTMINSTER	06/21/1946	Cancelled(6*)	07/29/2023

Current Total Clubs Count	YTD New Clubs Count	YTD Cancelled Clubs Count	YTD Net Club Gain	Current Total Members Count	YTD Add	YTD Drop	YTD Net Growth	YTD Net Growth %	Member Count 12 Months Ago	Average Member Count Per Club	% of Clubs with less than 20 members	% No MMR in 3 Months	% No Officer Report in 12 Months	% of Clubs with balance 90+ days	Number of Clubs in Status Quo	% Status Quo Clubs in Financial Suspension	Number of Cancelled Clubs	Average Cancelled Club Age	Members Lost Due to Cancellation	% of Clubs Cancelled for Non-Financial Reasons
22	0	0	0	586	76	54	22	3.90%	575	27	32%	18%	0%	0%	0	0%	0	0	0	0%

* - P - Priority Club. Cancellation Reasons: 1-Objectives/conduct, 2-Non-active club, 5-Non-existing club, 6-Disbanding, 7-Merger, 8-Financial Suspension, 9-District/Multiple District Dues.


** - Abbreviation: P-President, S-Secretary, T-Treasurer, M-Member Chairperson, VP-First Vice President, MC-Communications Chairperson, SC-Service Chairperson

*** - Abbreviation: N/R - Never reported using the Lions Clubs website, N/A - Not applicable, No password registered for the Lions Clubs website.

**** - Abbreviation: N - New, IP - Immediate Past, R - Repeat.



Club Health Assessment for District 49 B through May 2025

			Status		Membership						Reports					Finance		LCIF		
Club Number	Club Name	Charter Date			Current Member Count	YTD Members Added	YTD Members Dropped	YTD Net Growth	YTD Net Growth%	Member Count 12 Months Ago	Avg. length of service for dropped members	Months Since Last MMR ***	Yrs. Since Last Officer Report	President Rotation	Vice President Reported ****	Months Since Last Activity Report ***	Account Balance	Donations for current Fiscal Year		
			Number of times on status quo within last two years	If below 15 members appears				If net loss is greater than 20% appears			If no report in 3 months appears in	When more than one year appears in	Number of repeat terms		Notes the officers that do not have an active	If no report at 12 months appears in red				
Clubs more than two years old																				
14301	LAKE LABERGE L C	03/27/1969	Active	9	0	0	0	0.00%	9		41		4		T,M,VP,SC	24+				
14304	ST ELIAS	03/14/1964	Active	21	1	2	-1	-4.55%	22	6	2		4	N	M,SC	24+				
14306	WHITEHORSE	04/22/1951	Active	20	5	2	3	17.65%	17	59	3		4	R	P,M,SC	17				
54839	WHITEHORSE FIREWEED	08/31/1993	Active	6	2	1	1	20.00%	5	2	1		2		M,VP,SC	17		\$139.59		
36717	WHITEHORSE GREY MOUNTAIN	03/19/1979	Active	14	0	2	-2	-12.50%	16	14	4		4	N	P,SC	7				
Current Total Clubs Count	YTD New Clubs Count	YTD Cancelled Clubs Count	YTD Net Club Gain	Current Total Members Count	YTD Add	YTD Drop	YTD Net Growth	YTD Net Growth %	Member Count 12 Months Ago	Average Member Count Per Club	% of Clubs with less than 20 members	% No MMR in 3 Months	% No Officer Report in 12 Months	% of Clubs with balance 90+ days	Number of Clubs in Status Quo	% Status Quo Clubs in Financial Suspension	Number of Cancelled Clubs	Average Cancelled Club Age	Members Lost Due to Cancellation	% of Clubs Cancelled for Non-Financial Reasons
5	0	0	0	70	8	7	1	1.45%	69	14	60%	60%	0%	0%	0	0%	0	0	0	0%

* - P - Priority Club. Cancellation Reasons: 1-Objectives/conduct, 2-Non-active club, 5-Non-existing club, 6-Disbanding, 7-Merger, 8-Financial Suspension, 9-District/Multiple District Dues.

** - Abbreviation: P-President, S-Secretary, T-Treasurer, M-Member Chairperson, VP-First Vice President, MC-Communications Chairperson, SC-Service Chairperson

*** - Abbreviation: N/R - Never reported using the Lions Clubs website, N/A - Not applicable, No password registered for the Lions Clubs website.

**** - Abbreviation: N - New, IP - Immediate Past, R - Repeat.